

4, 6, 8 & 10 INCH SUBMERSIBLE MOTORS

60Hz BOOKLET



SHAKTI

THE POWER OF INNOVATION, EFFICIENCY & TECHNOLOGY.

CONTENT

4 INCH PREMIUM ENCAPSULATED PRODUCT INFORMATION	PAGE NO.
General Data	2
Motor Performance data Single Phase 60Hz	3
Motor Performance data Three Phase 60Hz	4
Motor Length & Weight	5
Material of Construction (0.5 - 2 HP)	6
Material of Construction (3 - 10 HP)	7
 6 INCH PREMIUM ENCAPSULATED PRODUCT INFORMATION	
Product Application and Product Specification	9
Motor Performance data Single Phase 60Hz	10
Motor Performance data Three Phase 60Hz	11
Motor Length & Weight	12
Material of Construction (5 - 25 HP)	13
 6 INCH REWINDABLE MTSF PRODUCT INFORMATION	
Product Application And Product Specification	15
Motor Performance Data 60 Hz	16
Motor Length & Weight	17
Material of Construction (5 - 50 HP)	18
De-Rating Curve	19
 8 INCH REWINDABLE MTSF PRODUCT INFORMATION	
Product Application And Product Specification	21
Motor Performance Data 60 Hz Data	22
Motor Length & Weight	23
Material of Construction (40 - 125 HP)	24
De-Rating Curve	25
 10 INCH REWINDABLE MTSF PRODUCT INFORMATION	
Product Application and Product Specification	27
Motor Performance data Three Phase 60Hz	28
Motor Length & Weight	29
Material of Construction (150 - 252 HP)	30
De-Rating Curve	31
Cable Selection Chart Single Phase & Three Phase	32
Motor Lead Dimensions	33-34
Cable Selection Chart Three Phase	35

Considering continuous product development the information/performance/specifications and illustrations disseminated in this catalogue are subject to change without notice.

4 INCH ENCAPSULATED PREMIUM MOTOR

PRODUCT APPLICATION AND PRODUCT SPECIFICATION

GENERAL DATA

These 4 Inch Encapsulated motors, manufactured in ISO 9001:2015 certified facilities

Applications

This motor is built for dependable operation in 4" diameter or larger water wells. It is fitted with water lubricated radial and thrust bearings for a maintenance – free operations. The motor is filled with a special fluid, Providing frost protection down to 5°F storage temperature . A special diaphragm ensures pressure compensation inside the motor..

Product advantages:

- Hermetically sealed stator , Anti track, self healing stator resin prevents motor burn out.
- High efficiency electrical design (low operation cost, cooler winding temperature).
- Removable water resistance lead connector.
- Motor with sand slinger.
- Cable material in accordance with regulations for drinking water.
- Water lubricated radial and thrust bearing.
- All motors pre-filled and 100% tested.
- Non contaminating, water-filled design.
- Max. storage temperature 5°F to 140°F.

Technical Specification

- Power range : 0.5-5 HP – Single phase
0.5-10 HP – Three phase
- Mounting : 4" NEMA
- Degree of protection : IP68
- Insulation Class : F
- Ambient temperature : 86°F
- Cooling flow : 0.25 ft/sec
- Starts/hr : 20
- Voltage tolerance : +6% / -10% U_N

4 INCH ENCAPSULATED PREMIUM MOTOR

MOTOR PERFORMANCE DATA

SUBMERSIBLE MOTORS			
Material	Stainless Steel 304/316	Rating	0.5 HP - 5.0 HP
Type	Encapsulated	Thrust Rating	1500 - 6500 N

SINGLE PHASE (3 WIRE) MOTOR SPECIFICATION (60 Hz) 3450 RPM

MATERIAL CODE	RATING				FULL LOAD		MAXIMUM LOAD		WINDING (1) RES. IN OHMS	EFFICIENCY %		POWER %		LOCKED ROTOR AMPS
	[HP]	[KW]	VOLTS	S.F.	AMPS	WATTS	AMPS	WATTS	M=MAIN RES S=START RES	S.F.	F.I.	S.F.	F.I.	
9000008299	0.5	0.37	230	1.6	Y=3.5	631	Y=3.85	1010	M=5.64,S=7.86	59	59	0.90	0.90	22.1
					B=3.2		B=3.7							
					R=1.8		R=1.8							
9000008300	0.75	0.55	230	1.5	Y=4.3	812	Y=4.73	1218	M=5.13,S=5.23	68	68	1	1	27.1
					B=3.1		B=5.2							
					R=2.2		R=2.0							
9000008301	1.0	0.75	230	1.4	Y=7.3	1079	Y=8.03	1511	M=4.65,S=5.5	69	69	1	1	46.0
					B=4.2		B=6.2							
					R=2.2		R=2.1							
9000008302	1.5	1.1	230	1.3	Y=8.7	1573	Y=9.57	2045	M=2.28,S=6.55	70	70	0.9	0.9	54.8
					B=7.4		B=8.14							
					R=2.2		R=2.2							
9000013748	2.0	1.5	230	1.3	Y=10.0	2045	Y=11.0	2556	M=1.73,S=4.18	73	73	0.9	0.9	63.0
					B=9.1		B=10.8							
					R=2.7		R=2.5							
9000013749	3.0	2.2	230	1.2	Y=16.5	3040	Y=18.15	3496	M=1.21,S=1.96	72	72	1	1	104.0
					B=12.4		B=13.6							
					R=5.4		R=5.3							
9000008331	5.0	3.7	230	1.2	Y=23.0	5145	Y=25.3	5916	M=0.75,S=1.16	72	72	1	1	144.9
					B=20		B=21.5							
					R=10.3		R=10.2							

(1) Main winding - yellow to black
Start winding - yellow to red

(2) Y= Yellow lead -line amps
B= Black lead - main winding amps
R= Red lead - start or auxillary winding amps.

4 INCH ENCAPSULATED PREMIUM MOTOR

MOTOR PERFORMANCE DATA

SUBMERSIBLE MOTORS			
Material	Stainless Steel 304/316	Rating	0.5 HP - 10 HP
Type	Encapsulated	Thrust Rating	1500 - 6500 N

THREE PHASE (3 WIRE) MOTOR SPECIFICATION (60 Hz) 3450 RPM

MATERIAL CODE	RATING				FULL LOAD		MAXIMUM LOAD		LINE TO LINE RESISTANCE IN OHMS	EFFICIENCY%		LOCKED ROTOR AMPS
	[HP]	[KW]	VOLTS	S.F.	AMPS	WATTS	AMPS	WATTS		S.F.	F.L.	
9000008280	0.5	0.37	230	1.6	1.9	543	3.1	869	8.82-10.78	68	68	12.3
9000008274			460	1.6	1.1	543	1.21	869	29.76-36.37	68	68	6.9
9000008281	0.75	0.55	230	1.5	2.5	774	3.7	1160	9.05-11.06	71	71	15.7
9000008275			460	1.5	1.20	774	1.32	1160	29.76-36.37	71	71	7.6
9000008282	1.0	0.75	230	1.4	3.4	1040	4.7	1456	5.47-6.68	72	72	21.4
9000008276			460	1.4	2.0	1040	2.2	1456	15.28-18.67	72	72	12.6
9000008283	1.5	1.1	230	1.3	4.6	1488	6.0	1935	4.56-5.57	74	74	29.1
9000008277			460	1.3	2.50	1488	2.75	1935	11.47-14.02	74	74	15.8
9000008284	2.0	1.5	230	1.25	6.7	2060	8.4	2576	2.92-3.57	73	73	42.3
9000008278			460	1.25	3.10	2060	3.41	2576	8.26-10.09	73	73	19.5
9000013741	3.0	2.2	230	1.15	8.9	2910	10.2	3347	1.65-2.02	75	75	56.1
9000013738			460	1.15	5.0	2910	5.5	3347	3.70-4.53	75	75	31.5
9000008313	5.0	3.7	230	1.15	14.8	4881	17.0	5613	1.08-1.32	76	76	93.0
9000008307			460	1.15	8.5	4881	9.35	5613	2.31-2.82	76	76	53.6
9000008315	7.5	5.5	230	1.15	21.9	7314	25.1	8411	0.72-0.89	75	75	137.7
9000008309			460	1.15	12.0	7314	13.2	8411	2.06-2.51	75	75	75.6
9000008310	10	7.5	460	1.15	16.0	9772	17.6	11238	1.63-2.00	77	77	100.8

4 INCH ENCAPSULATED PREMIUM MOTOR

MOTOR LENGTH & WEIGHT

SUBMERSIBLE MOTORS			
Material	Stainless Steel 304/316	Rating	0.5 HP - 5.0 HP
Type	Encapsulated	Thrust Rating	1500 - 6500 N

LENGTH & WEIGHT (3 WIRE) AISI SS 304/316

PREMIUM 100 SINGLE PHASE 230V 60Hz

HP	kW	LENGTH (Inches)	SHIPPING WEIGHT		MOTOR CARTON SIZE (in Inches)
			LBS	KG	
0.5	0.37	9.53	22	10	3.62x3.62x19.68
0.75	0.55	11.46	26	12	3.62x3.62x19.68
1	0.75	11.46	26	12	3.62x3.62x19.68
1.5	1.1	13.35	33	15	3.62x3.62x21.65
2	1.5	15.91	37	17	3.62x3.62x21.65
3	2.2	21.18	53	24	3.62x3.62x31.49
5	3.7	25.67	68	31	3.62x3.62x35.43

PREMIUM 100 THREE PHASE 230V 60Hz

HP	kW	LENGTH (Inches)	SHIPPING WEIGHT		MOTOR CARTON SIZE (in Inches)
			LBS	KG	
0.5	0.37	10.67	24	11	3.62x3.62x19.68
0.75	0.55	10.67	24	11	3.62x3.62x19.68
1	0.75	11.46	26	12	3.62x3.62x19.68
1.5	1.1	13.35	33	15	3.62x3.62x21.65
2	1.5	15.91	37	17	3.62x3.62x21.65
3	2.2	21.18	53	24	3.62x3.62x31.49
5	3.7	22.68	57	26	3.62x3.62x35.43
7.5	5.5	28.70	77	35	3.62x3.62x43.30

PREMIUM 100 THREE PHASE 460V 60Hz

HP	kW	LENGTH (Inches)	SHIPPING WEIGHT		MOTOR CARTON SIZE (in Inches)
			LBS	KG	
0.5	0.37	10.67	24	11	3.62x3.62x19.68
0.75	0.55	10.67	24	11	3.62x3.62x19.68
1	0.75	11.46	26	12	3.62x3.62x19.68
1.5	1.1	13.35	33	15	3.62x3.62x21.65
2	1.5	15.91	37	17	3.62x3.62x21.65
3	2.2	21.18	53	24	3.62x3.62x31.49
5	3.7	25.67	68	31	3.62x3.62x35.43
7.5	5.5	28.70	77	35	3.62x3.62x43.30
10	7.5	30.98	84	38	3.62x3.62x43.30

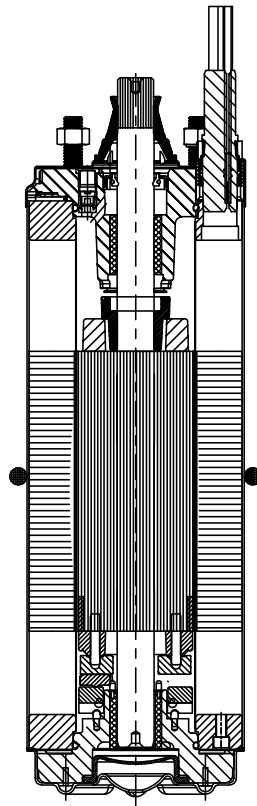
4 INCH ENCAPSULATED PREMIUM MOTOR

MATERIAL OF CONSTRUCTION

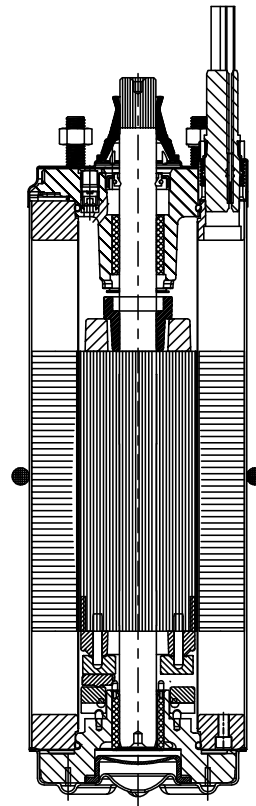
SUBMERSIBLE MOTORS			
Material	Stainless Steel 304/316	Rating	0.5 HP - 10 HP
Type	Encapsulated	Thrust Rating	1500 - 6500 N

PREMIUM (0.5 TO 2 HP)

SS AISI 304



SS AISI 316



PART	MATERIAL
SAND SLINGER	NBR
SEAL COVER	PPS
OIL SEAL	EPDM+ SS AISI 304
TOP END BELL COVER	SS AISI-304
TOP END BELL	CAST IRON - POWDER COATED
BUSH	CARBON WITH RESIGN IMPREGATED
ROTOR SHAFT	SS (STAINLESS STEEL SPECIAL GRADE)
ROTOR SUB ASSLY	N/A
TOP FLANGE	MS
STATOR PIPE	SS AISI-304
STATOR SUB ASSLY	N/A
THRUST DISC	ANTIMONY CARBON
THRUST PAD	SS AISI-420
LEVELING DISC	MS+ HARD CHROM
BOTTOM END BELL	CAST IRON - POWDER COATED
DIAPHRAGM	EPDM
BOTTOM FLANGE	MS
BOTTOM END BELL COVER	SS AISI-304

PART	MATERIAL
SAND SLINGER	NBR
SEAL COVER	PPS
OIL SEAL	EPDM+ SS AISI 304
TOP END BELL COVER	SS AISI-316
TOP END BELL	CAST IRON - POWDER COATED
BUSH	CARBON WITH RESIGN IMPREGATED
ROTOR SHAFT	SS (STAINLESS STEEL SPECIAL GRADE)
ROTOR SUB ASSLY	N/A
TOP FLANGE	MS
STATOR PIPE	SS AISI-316
STATOR SUB ASSLY	N/A
THRUST DISC	ANTIMONY CARBON
THRUST PAD	SS AISI-420
LEVELING DISC	MS+ HARD CHROM
BOTTOM END BELL	CAST IRON - POWDER COATED
DIAPHRAGM	EPDM
BOTTOM FLANGE	MS
BOTTOM END BELL COVER	SS AISI-316

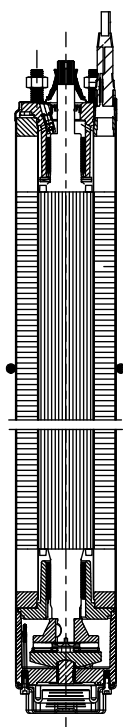
4 INCH ENCAPSULATED PREMIUM MOTOR

MATERIAL OF CONSTRUCTION

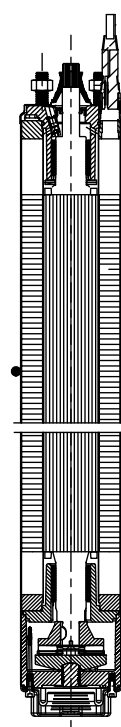
SUBMERSIBLE MOTORS			
Material	Stainless Steel 304/316	Rating	0.5 HP - 10 HP
Type	Encapsulated	Thrust Rating	1500 - 6500 N

PREMIUM (3 TO 10 HP)

SS AISI 304



SS AISI 316



PART	MATERIAL
SAND SLINGER	NBR
SEAL COVER	PPS
OIL SEAL	EPDM+ SS AISI 304
TOP END BELL COVER	SS AISI-304
TOP END BELL	CAST IRON - POWDER COATED
BUSH	CARBON WITH RESIN IMPREGATED
ROTOR SHAFT	SS (STAINLESS STEEL SPECIAL GRADE)
ROTOR SUB ASSLY	N/A
TOP FLANGE	MS
STATOR PIPE	SS AISI-304
STATOR SUB ASSLY	N/A
THRUST HOUSING	CAST IRON - POWDER COATED
THRUST PIPE	SS AISI-304
THRUST DISC	CAST IRON - POWDER COATED
CARBON PLATE	REGIN IMPREGNATED
LEVELING DISC	SS AISI 410L
ADJUSTING STUD	DUPLEX
BOTTOM END BELL	CAST IRON - POWDER COATED
DIAPHRAGM	EPDM
BOTTOM FLANGE	MS
DIAPHRAGM COVER	SS AISI-304

PART	MATERIAL
SAND SLINGER	NBR
SEAL COVER	PPS
OIL SEAL	EPDM+ SS AISI 304
TOP END BELL COVER	SS AISI-316
TOP END BELL	CAST IRON - POWDER COATED
BUSH	CARBON WITH RESIN IMPREGATED
ROTOR SHAFT	SS (STAINLESS STEEL SPECIAL GRADE)
ROTOR SUB ASSLY	N/A
TOP FLANGE	MS
STATOR PIPE	SS AISI-316
STATOR SUB ASSLY	N/A
THRUST HOUSING	CAST IRON - POWDER COATED
THRUST HOUSING	SS AISI-304
THRUST DISC	CAST IRON - POWDER COATED
CARBON PLATE	REGIN IMPREGNATED
LEVELING DISC	SS AISI 410L
ADJUSTING STUD	DUPLEX
BOTTOM END BELL	CAST IRON - POWDER COATED
DIAPHRAGM	EPDM
BOTTOM FLANGE	MS
DIAPHRAGM COVER	SS AISI-316

6 INCH ENCAPSULATED SUPER PREMIUM MOTOR



6 INCH ENCAPSULATED SUPER PREMIUM MOTOR

PRODUCT APPLICATION AND PRODUCT SPECIFICATION

GENERAL DATA

These 6" Encapsulated motors, manufactured in ISO 9001:2015 certified facilities

Applications

This motor is built for dependable operation in 6" diameter or larger water wells. It is fitted with water lubricated radial and thrust bearings for a maintenance – free operations. The motor is filled with a special fluid, Providing frost protection down to 5°F storage temperature . A special diaphragm ensures pressure compensation inside the motor.

Product advantages:

- Hermetically sealed stator , Anti track, self healing stator resin prevents motor burn out.
- High efficiency electrical design (low operation cost, cooler winding temperature).
- Removable water resistance lead connector.
- Motor With SiC Mechanical seal and sand slinger.
- Cable material in accordance with regulations for drinking water.
- Water lubricated radial and thrust bearing.
- All motors pre-filled and 100% tested.
- Non contaminating, water-filled design.
- Max. storage temperature 5°F to 140°F.

Technical Specification

- Power range : 5 -15 HP – Single phase
5 -25 HP – Three phase
- Mounting : 6" NEMA
- Degree of protection : IP68
- Insulation Class : F
- Ambient temperature : 86°F
- Cooling flow : 0.5 ft/sec
- Starts/hr : 20
- Voltage tolerance : +6% / -10% U_N

6 INCH ENCAPSULATED SUPER PREMIUM MOTOR

MOTOR PERFORMANCE DATA

SUBMERSIBLE MOTORS			
Material	CI, SS 304/316	Rating	5.0 HP - 15 HP
Type	Encapsulated	Thrust Rating	15500 N

SINGLE PHASE MOTOR SPECIFICATION (60Hz) 3450 RPM & S.F-1.15

MATERIAL CODE	RATING			FULL LOAD		MAXIMUM LOAD		WINDING (1) RES. IN OHMS	EFFICIENCY %		POWER %		LOCKED ROTOR AMPS
	[HP]	[KW]	VOLTS	AMPS	WATTS	AMPS	WATTS	M=MAIN RES S=START RES	S.F.	F.I.	S.F.	F.I.	
9000028334	5	3.7	230	Y=22.9	4962	Y=26.3	5707	M=0.65,S=1.27	75	75	0.95	0.95	137.4
				B=14.5		B=16.6							
				R=10.8		R=12.4							
9000028335	7.5	5.5	230	Y=36.9	7108	Y=42.4	8174	M=0.29 ,S=0.88	77	77	0.84	0.84	221.4
				B=33.5		B=38.5							
				R=6.2		R=7.1							
9000028336	10.0	7.5	230	Y=44.2	9393	Y=50.8	10802	M=0.26,S=0.71	80	80	0.93	0.93	265.2
				B=36.8		B=42.3							
				R=10.6		R=12.2							
9000028337	15	11	230	Y=63.7	13870	Y=73.2	15950	M=2.28,S=6.55	79	79	0.95	0.95	382.2
				B=55.2		B=63.5							
				R=15.4		R=17.7							

6 INCH ENCAPSULATED SUPER PREMIUM MOTOR

MOTOR PERFORMANCE DATA

SUBMERSIBLE MOTORS			
Material	CI, SS 304/316	Rating	5.0 HP - 25 HP
Type	Encapsulated	Thrust Rating	15500 N

THREE PHASE MOTOR SPECIFICATION (60 Hz) 3450 RPM & SF-1.15

MATERIAL CODE	RATING			FULL LOAD		MAXIMUM LOAD		LINE TO LINE RESISTANCE OHMS	EFFICIENCY[%]		LOCK ROTOR DATA
	HP	KW	VOLTS	AMPS	WATTS	AMPS	WATTS		S.F	F.L	
9000028445	5.0	3.7	230	14.5	4625	16.3	5319	0.63-0.77	80	80	87
9000028338			460	7.3	4625	8.1	5319	1.88-2.29	80	80	44
9000028446	7.5	5.5	230	19.8	6707	23.9	7713	0.48-0.59	82	82	119
9000028339			460	9.9	6707	12.0	7713	1.41-1.72	82	82	59
9000028447	10.0	7.5	230	28.3	9146	32.2	10518	0.26-0.31	82	82	170
9000028340			460	14.2	9146	16.1	10518	1.05-1.28	82	82	85
9000028449	15.0	11.0	230	38.7	13095	44.5	15060	0.18-0.23	84	84	232
9000028341			460	19.3	13095	22.2	15060	0.65-0.76	84	84	116
9000028450	20.0	15.0	230	53.4	17647	59.9	20294	0.11-0.14	85	85	320
9000028342			460	26.7	17647	30.0	20294	0.38-0.47	85	85	160
9000028451	25.0	18.5	230	64.3	21765	73.9	25029	0.14-0.17	85	85	386
9000028343			460	32.1	21765	37.0	25029	0.49-0.60	85	85	193

6 INCH ENCAPSULATED SUPER PREMIUM MOTOR

MOTOR LENGTH & WEIGHT

SUBMERSIBLE MOTORS			
Material	CI, SS 304/316	Rating	5.0 HP - 25 HP
Type	Encapsulated	Thrust Rating	15500 N

LENGTH & WEIGHT (3 WIRE) AISI SS 304/316

SUPER PREMIUM SINGLE PHASE 230V 60Hz

HP	kW	LENGTH (Inches)	SHIPPING WEIGHT		MOTOR CARTON SIZE (in Inches)
			LBS	KG	
5.0	3.7	25.47	124.0	56.3	35.4X6.5X6.5
7.5	5.5	28.03	125.1	56.8	35.4X6.5X6.5
10	7.5	33.15	149.1	67.7	39.3X6.5X6.5
15	11	35.71	163.9	74.4	39.3X6.5X6.5

SUPER PREMIUM THREE PHASE 230V/460V 60Hz

HP	kW	LENGTH (Inches)	SHIPPING WEIGHT		MOTOR CARTON SIZE (in Inches)
			LBS	KG	
5.0	3.7	24.21	94.9	43.1	35.4X6.5X6.5
7.5	5.5	25.47	124.0	56.3	35.4X6.5X6.5
10	7.5	26.73	126.6	57.5	39.3X6.5X6.5
15	11	30.59	133.7	60.7	39.3X6.5X6.5
20	15	33.15	149.1	67.7	44.4X6.5X6.5
25	18.5	35.71	163.9	74.4	49.2X6.5X6.5
30	22	39.21	188.3	85.5	53.1X6.5X6.5

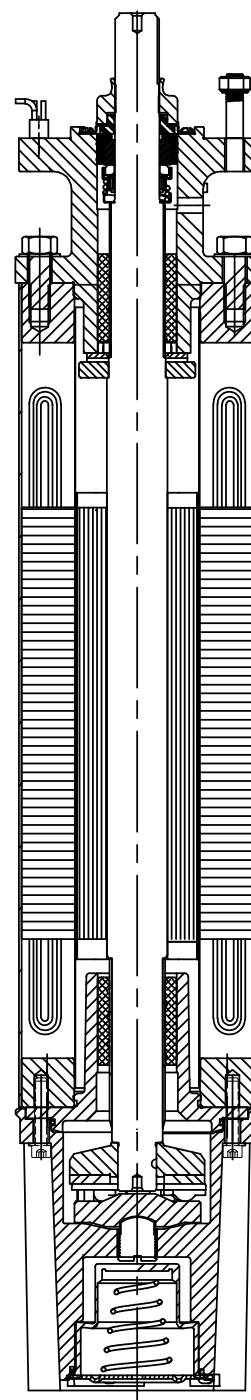
6 INCH ENCAPSULATED SUPER PREMIUM MOTOR

MATERIAL OF CONSTRUCTION

SUBMERSIBLE MOTORS			
Material	CI, SS 304/316	Rating	5.0 HP - 25 HP
Type	Encapsulated	Thrust Rating	15500 N

SUPER PREMIUM 150 (5 TO 25 HP)

PART	MATERIAL DIN/AISI	
	CAST IRON	AISI-SS 304
ADAPTOR	CAST IRON POWDER COATED	AISI-SS 304
STATOR SHELL	AISI-SS 304	AISI-SS 304
SHAFT SEAL	SIC	SIC
SHAFT EXTENTION	DUPLEX (EN 1.4362)	DUPLEX (EN 1.4362)
DIAPHRAGM	EPDM	EPDM
DIAPHRAGM COVER	AISI SS 304	AISI SS 304
MOTOR BASE	CAST IRON POWDER COATED	AISI-SS 304
LEAD	EPR	EPR



6 INCH REWINDABLE MOTOR



6 INCH REWINDABLE MOTOR

PRODUCT APPLICATION AND PRODUCT SPECIFICATION

GENERAL DATA

These 6" Rewindable motors, manufactured in ISO 9001:2015 certified facilities

Applications

This motor is built for dependable operation in 6" diameter or larger water wells. It is fitted with water lubricated radial and thrust bearings for a maintenance – free operations. The motor is filled with a special fluid, Providing frost protection down to 5°F storage temperature . A special diaphragm ensures pressure compensation inside the motor.

Product advantages:

- High efficiency electrical design (low operation cost, cooler winding temperature).
- Design for retrofittable PT100 sensor.
- Motor With SiC Mechanical seal and sand slinger.
- Cable material in accordance with regulations for drinking water.
- Water lubricated radial and thrust bearing.
- All motors pre-filled and 100% tested.
- Non contaminating, water-filled design.
- Max. storage temperature 5°F to 140°F.

Technical Specification

- Power range : 5-50 HP
- Mounting : 6" NEMA
- Degree of protection : IP68
- Ambient temperature : 86°F
- Cooling flow : 5-20 HP = 0.66 ft/sec
- : 25-50 HP = 1.64 ft/sec
- Starts/hr : 20
- Voltage tolerance : +6% / -10% U_N

6 INCH REWINDABLE MOTOR

MOTOR PERFORMANCE DATA

SUBMERSIBLE MOTORS			
Material	CI, Stainless Steel 304/316	Rating	5.5 HP - 50 HP
Type	Rewindable MTSFC / MTSFN	Thrust Rating	15500 - 27500 N

THREE PHASE MOTOR SPECIFICATION (60 Hz) 3450 RPM & SF-1.15

MATERIAL CODE	RATING			FULL LOAD		MAXIMUM LOAD		LINE TO LINE RESISTANCE OMHS	EFFICIENCY (%)		LOCKED ROTOR AMPS
	HP	KW	VOLT	AMPS	WATTS	AMPS	WATTS		S.F	F.L	
9000018717	5.0	3.7	230	16.4	5236	18.9	6021	0.93 - 1.13	76	76	99
9000018718	7.5	5.5	230	21.5	7106	24.7	8172	0.91 - 1.11	77	77	129
9000018885			460	11.1	7106	12.8	8172	2.62 - 3.2	77	77	67
9000018719	10	7.5	230	28.8	9518	33.1	10945	0.48 - 0.58	79	79	173
9000018886			460	14.4	9518	16.6	10945	2.0 - 2.44	79	79	86
9000018721	15	11	230	40.5	13699	46.5	15753	0.36 - 0.44	80	80	243
9000018888			460	20.2	13699	23.3	15753	1.39 - 1.69	80	80	121
9000018723	20	15	230	56.7	18519	65.2	21296	0.26 - 0.32	81	81	340
9000018890			460	29.8	18519	34.3	21296	0.75 - 0.91	81	81	179
9000018724	25	18.5	230	63.9	22644	73.4	26040	0.22 - 0.26	82	82	383
9000018891			460	34.7	22644	39.9	26040	0.68 - 0.83	82	82	208
9000018725	30	22	230	77.2	27060	88.8	31119	0.18 - 0.22	81	81	463
9000018892			460	43.0	27060	49.4	31119	0.52 - 0.64	81	81	258
9000018894	40	30	460	54.6	36101	62.8	41516	0.38 - 0.46	83	83	328
9000018895	50	37	460	66.9	44740	76.9	51451	0.33 - 0.41	83	83	401

6 INCH REWINDABLE MOTOR

MOTOR LENGTH & WEIGHT

SUBMERSIBLE MOTORS			
Material	CI, Stainless Steel 304/316	Rating	5 HP - 50 HP
Type	Rewindable MTSFC / MTSFN	Thrust Rating	15500 - 27500 N

MTSF -150 THREE PHASE 230V/460V 60Hz DIM & WEIGHT CHART

HP	kW	LENGTH (Inches)	SHIPPING WEIGHT		MOTOR CARTON SIZE (in Inches)
			LBS	KG	
5.0	3.7	27.52	112	51	39.37x6.5x6.5
7.5	5.5	27.52	112	51	39.37x6.5x6.5
10	7.5	28.31	119	54	39.37x6.5x6.5
15	11	30.67	130	59	44.49x6.5x6.5
20	15	34.41	154	70	49.21x6.5x6.5
25	18.5	36.18	161	73	49.21x6.5x6.5
30	22	39.72	180	82	53.15x6.5x6.5
40	30	47.80	236	107	53.15x6.5x6.5
50	37	50.94	254	115	55.91x6.5x6.5

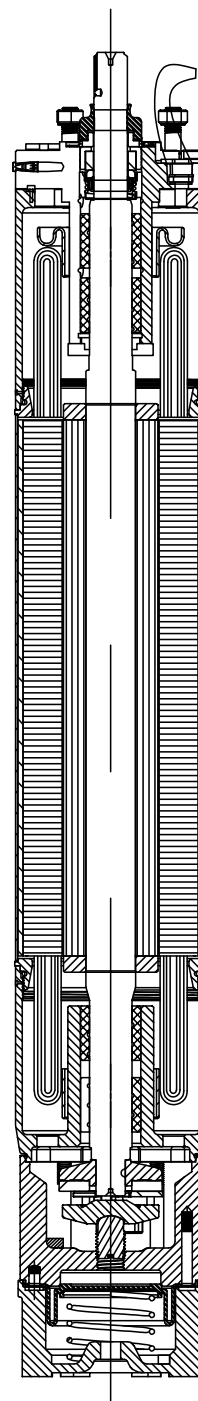
6 INCH REWINDABLE MOTOR

MATERIAL OF CONSTRUCTION

SUBMERSIBLE MOTORS			
Material	CI, Stainless Steel 304/316	Rating	5 HP - 50 HP
Type	Rewindable MTSFC / MTSFN	Thrust Rating	15500 - 27500 N

MTSF 150 (5 TO 50 HP)

PART	MATERIAL DIN/AISI	
	CAST IRON	AISI-SS 304
SAND SLINGER	NBR	NBR
DUST COVER	AISI SS 304	AISI SS 304
ADAPTOR	CAST IRON POWDER COATED	AISI-SS 304
STATOR SHELL	AISI-SS 304	AISI-SS 304
SHAFT SEAL	SIC	SIC
SHAFT EXTENTION	DUPLEX(EN 1.4362)	DUPLEX(EN 1.4362)
DIAPHRAGM	EPDM	EPDM
DIAPHRAGM COVER	AISI SS 304	AISI SS 304
THRUST BEARING HOUSING	CAST IRON POWDER COATED	AISI-SS 304
LEAD	EPR	EPR

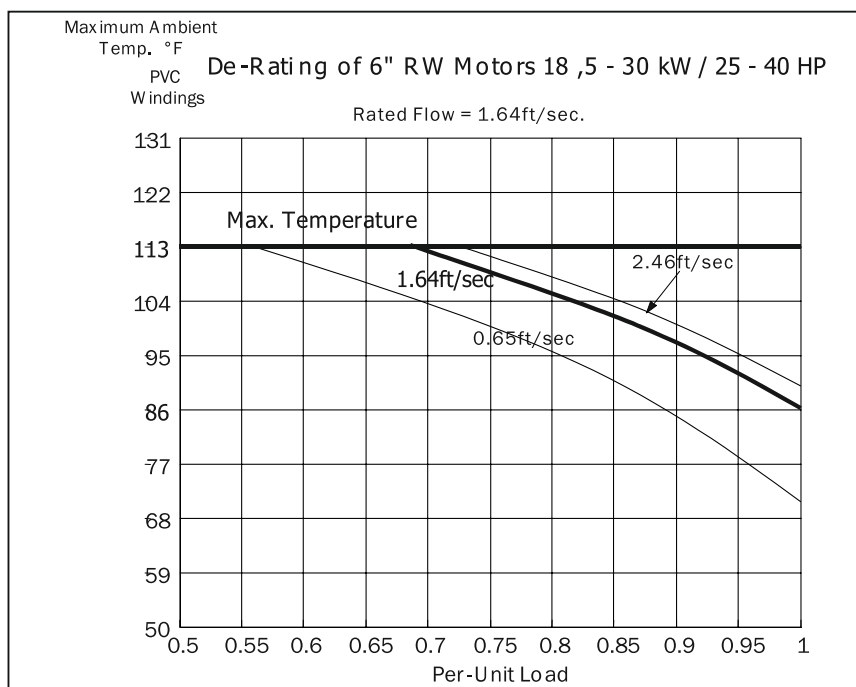
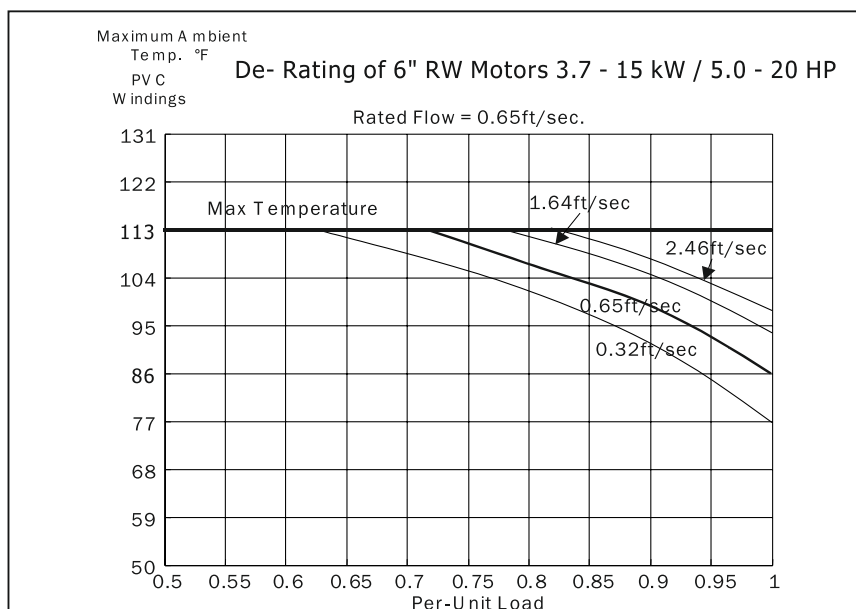


6 INCH REWINDABLE MOTOR

DE-RATING CURVES

SUBMERSIBLE MOTORS			
Material	CI, Stainless Steel 304/316	Rating	5 HP - 50 HP
Type	Rewindable MTSFC / MTSFN	Thrust Rating	15500 - 27500 N

6" REWINDABLE MOTORS DE- RATING CURVES



8 INCH REWINDABLE MOTOR



8 INCH REWINDABLE MOTOR

PRODUCT APPLICATION AND PRODUCT SPECIFICATION

GENERAL DATA

These 8" Rewindable motors, manufactured in ISO 9001:2015 certified facilities

Applications

This motor is built for dependable operation in 8" diameter or larger water wells. It is fitted with water lubricated radial and thrust bearings for a maintenance – free operations. The motor is filled with a special fluid, Providing frost protection down to 5°F storage temperature . A special diaphragm ensures pressure compensation inside the motor.

Product advantages:

- High efficiency electrical design (low operation cost, cooler winding temperature).
- Design for retrofittable PT100 sensor.
- Motor With SiC Mechanical seal and sand slinger.
- Cable material in accordance with regulations for drinking water.
- Water lubricated radial and thrust bearing.
- All motors pre-filled and 100% tested.
- Non contaminating, water-filled design.
- Max. storage temperature 5°F to 140°F.

Technical Specification

- Power range : 40 -125 HP
- Mounting : 8" NEMA
- Degree of protection : IP68
- Ambient temperature : 86°F
- Cooling flow : 40-70 HP = 0.66 ft/sec
- : 75-125 HP = 1.64 ft/sec
- Starts/hr : 10
- Voltage tolerance : +6% / -10% U_N

8 INCH REWINDABLE MOTOR

MOTOR PERFORMANCE DATA

SUBMERSIBLE MOTORS			
Material	CI, SS 304/316	Rating	40 HP -125 HP
Type	Rewindable MTSF	Thrust Rating	45000 N

THREE PHASE MOTOR SPECIFICATION (60 Hz) 3450 RPM & SF-1.15

MATERIAL CODE	RATING			FULL LOAD		MAXIMUM LOAD		LINE TO LINE RESISTANCE OMHS	EFFICIENCY (%)		LOCKED ROTOR AMPS
	HP	kW	VOLT	AMPS	WATTS	AMPS	WATTS		S.F	F.L	
9000028307	40	30.0	460	54.4	35545	62.6	40877	0.25 - 0.31	84	84	408
9000028308	50	37.0	460	67.0	44311	77.1	50958	0.25 - 0.31	84	84	503
9000028309	60	45.0	460	78.4	52448	90.1	60315	0.22 - 0.27	86	86	588
9000028311	75	55.0	460	95.2	62929	109.4	72368	0.15 - 0.19	87	87	714
9000028315	100	75.0	460	128.5	87007	147.7	100058	0.10 - 0.12	86	86	964
9000028317	125	93.0	460	167.0	107764	192.0	123928	0.08 - 0.10	86	86	1252

8 INCH REWINDABLE MOTOR

MOTOR LENGTH & WEIGHT

SUBMERSIBLE MOTORS			
Material	CI, SS 304/316	Rating	40 HP -125 HP
Type	Rewindable MTSF	Thrust Rating	45000 N

MTSF -200 THREE PHASE 460V 60Hz DIM & WEIGHT CHART

HP	kW	LENGTH (Inches)	SHIPPING WEIGHT		MOTOR CARTON SIZE (in Inches)
			LBS	KG	
40	30	44.88	362	164	61.02x7.87x11.42
50	37	44.88	362	164	61.02x7.87x11.42
60	45	48.43	417	189	61.02x7.87x11.42
75	55	52.76	448	203	64.96x7.87x11.42
100	75	61.42	644	292	78.74x7.87x11.42
125	93	68.50	787	357	82.68x7.87x11.42

8 INCH REWINDABLE MOTOR


MATERIAL OF CONSTRUCTION

SUBMERSIBLE MOTORS			
Material	CI, SS 304/316	Rating	40 HP -125 HP
Type	Rewindable MTSF	Thrust Rating	45000 N

MTSF 200 (40 TO 125 HP)

Material of Construction

Part	Material DIN/AISI	
	SS 304	SS 316
Sator shell	SS AISI 304	SS AISI 316
End bell	Cast Iron / Power Coated	SS AISI 316
Thrust Housing	Cast Iron / Power Coated	SS AISI 316
Seals	BUNA-N	BUNA-N
Seal Cover	Cast Iron	SS AISI 316
Shaft Seal	SiC	SiC
Shaft end	SS AISI 304	SS AISI 316
Diaphragm	EPDM	EPDM
Diaphragm Cover	SS AISI 304	SS AISI 316
Lead	EPR	EPR

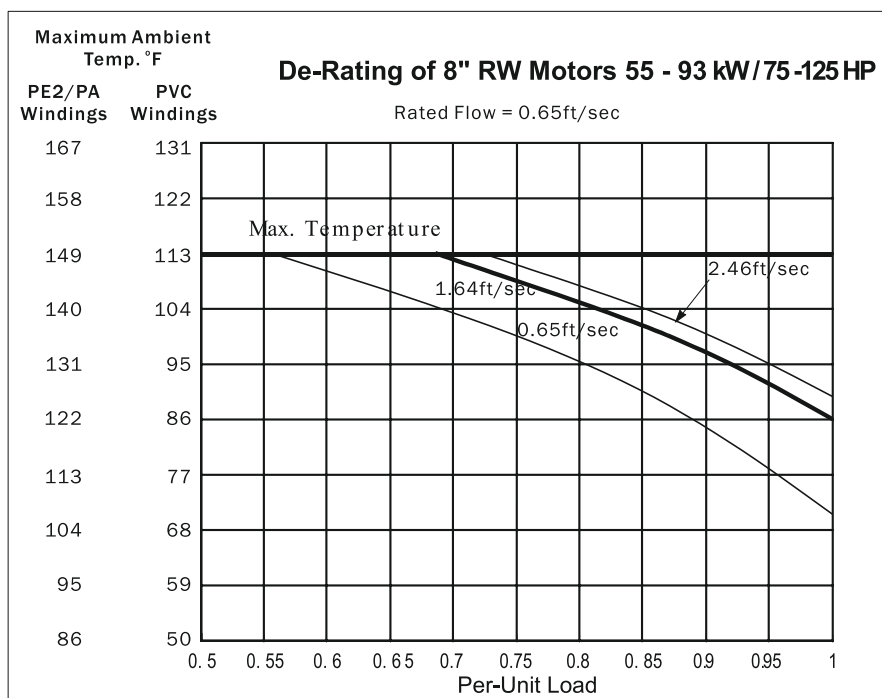
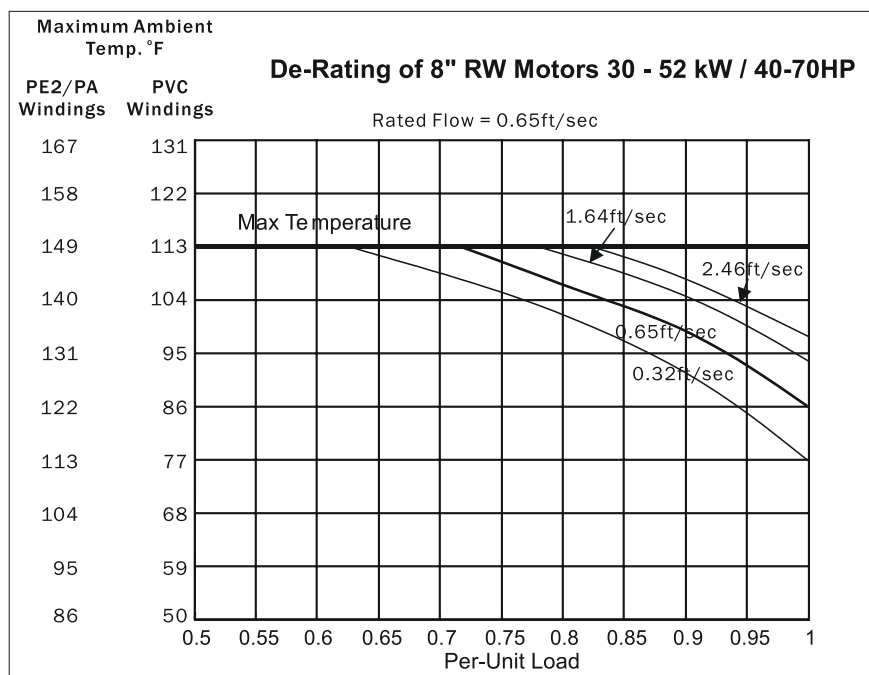


8 INCH REWINDABLE MOTOR

DE-RATING CURVES

SUBMERSIBLE MOTORS			
Material	CI, SS 304/316	Rating	40 HP -125 HP
Type	Rewindable MTSF	Thrust Rating	45000 N

8" REWINDABLE MOTORS DE- RATING CURVES



10 INCH REWINDABLE MOTOR



10 INCH REWINDABLE MOTOR

PRODUCT APPLICATION AND PRODUCT SPECIFICATION

GENERAL DATA

These 10" Rewindable motors, manufactured in ISO 9001:2015 certified facilities

Applications

This motor is built for dependable operation in 10" diameter or larger water wells. It is fitted with water lubricated radial and thrust bearings for a maintenance – free operations. The motor is filled with a special fluid, Providing frost protection down to 5°F storage temperature . A special diaphragm ensures pressure compensation inside the motor.

Product advantages:

- High efficiency electrical design (low operation cost, cooler winding temperature).
- Design for retrofittable PT100 sensor.
- Motor With SiC Mechanical seal and sand slinger.
- Cable material in accordance with regulations for drinking water.
- Water lubricated radial and thrust bearing.
- All motors pre-filled and 100% tested.
- Non contaminating, water-filled design.
- Max. storage temperature 5°F to 140°F.

Technical Specification

- Power range : 150 -252 HP
- Mounting : 10"
- Degree of protection : IP68
- Ambient temperature : 86°F
- Cooling flow : 1.64 ft/sec
- Starts/hr : 10
- Voltage tolerance : +6% / -10% U_N

10 INCH REWINDABLE MOTOR

MOTOR PERFORMANCE DATA

SUBMERSIBLE MOTORS			
Material	CI, SS 304/316	Rating	150 HP -252 HP
Type	Rewindable MTSF	Thrust Rating	45000 N

THREE PHASE MOTOR SPECIFICATION (60 Hz) 3450 RPM

MATERIAL CODE	RATING			FULL LOAD		MAXIMUM LOAD		LINE TO LINE RESISTANCE OMHS	EFFICIENCY (%)		LOCKED ROTOR AMPS
	HP	kW	VOLT	AMPS	WATTS	AMPS	WATTS		S.F	F.L	
9000028319	150	110.0	460	229.9	128205	265.6	148126	0.06 - 0.08	85	86	1724
9000028320	177	130.0	460	263.0	152941	304.6	177133	0.06 - 0.08	84	85	1972
9000028321	204	150.0	460	305.5	172811	351.3	198733	0.05 - 0.06	87	87	2291
9000028322	252	185.0	460	314.0	212644	361.1	244540	0.05 - 0.06	87	87	2355

10 INCH REWINDABLE MOTOR

MOTOR LENGTH & WEIGHT

SUBMERSIBLE MOTORS			
Material	CI, SS 304/316	Rating	150 HP -252 HP
Type	Rewindable MTSF	Thrust Rating	45000 N

MTSF -250 THREE PHASE 460V 60Hz DIM & WEIGHT CHART

HP	kW	LENGTH (Inches)	SHIPPING WEIGHT		MOTOR CARTON SIZE (in Inches)
			LBS	KG	
150	110	60.20	816	370	13.78x10.24x78.74
177	130	65.31	908	412	13.78x10.24x78.74
204	150	69.65	964	437	13.78x10.24x78.74
252	185	75.55	1058	480	13.78x10.24x78.74

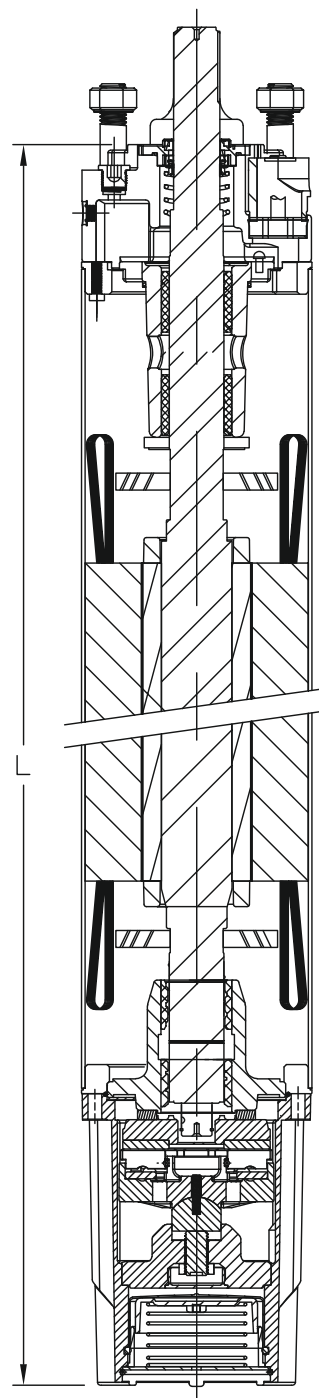
10 INCH REWINDABLE MOTOR

MATERIAL OF CONSTRUCTION

SUBMERSIBLE MOTORS			
Material	CI, SS 304/316	Rating	150 HP -252 HP
Type	Rewindable MTSF	Thrust Rating	45000 N

MTSF 250 (150 TO 252 HP)

PART	MATERIAL DIN/AISI	
	CAST IRON	AISI-SS 304
ADAPTOR	CAST IRON - POWDER COATED	AISI-SS 304
STATOR SHELL	AISI-SS 304	AISI-SS 304
SHAFT SEAL	SIC	SIC
SHAFT EXTENTION	DUPLEX(EN 1.4362)	DUPLEX(EN 1.4362)
DIAPHRAGM	EPDM	EPDM
DIAPHRAGM COVER	AISI SS 304	AISI SS 304
MOTOR BASE	CAST IRON - POWDER COATED	AISI-SS 304
LEAD	EPR	EPR

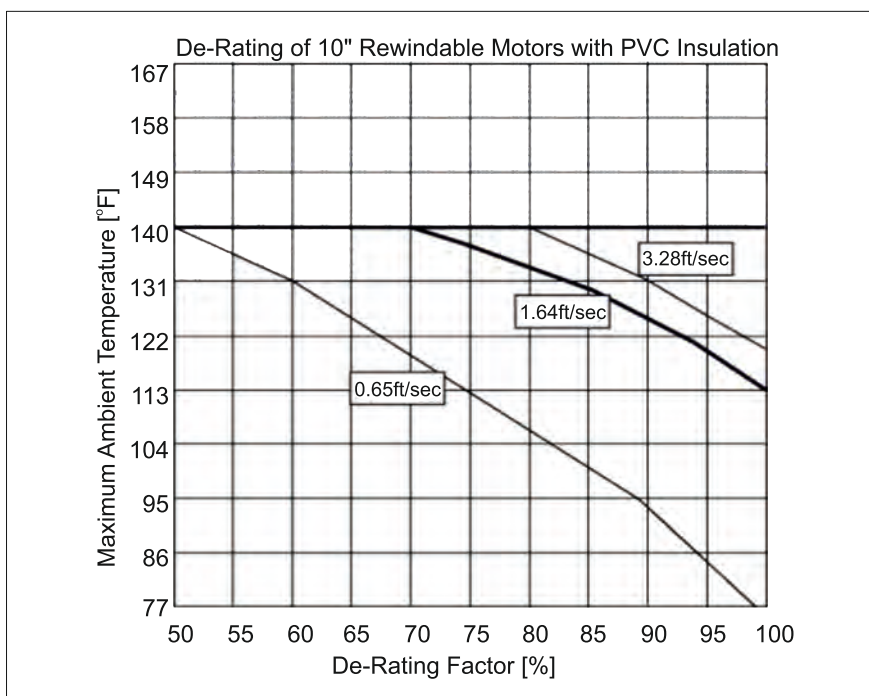
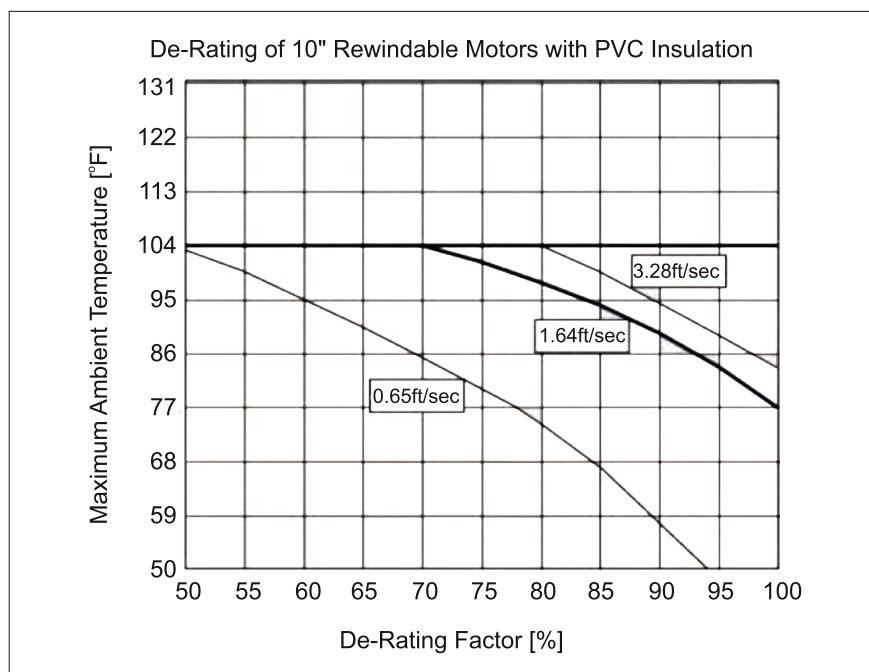


10 INCH REWINDABLE MOTOR

DE-RATING CURVES

SUBMERSIBLE MOTORS			
Material	CI, SS 304/316	Rating	150 HP -252 HP
Type	Rewindable MTSF	Thrust Rating	45000 N

10" REWINDABLE MOTORS DE- RATING CURVES



CABLE SELECTION CHART

SUBMERSIBLE MOTORS			
Material	CI, SS 304/316	Rating	0.5 HP -30 HP
Type	Rewindable MTSF	Thrust Rating	45000 N

SINGLE PHASE 2/3 CABLE SELECTION CHART

Motor Rating			60° C Insulation - AWG Copper Wire Size												
VOLTS	HP	KW	14	12	10	8	6	4	3	2	1	0	00	000	0000
230	0.5	0.37	400	650	1020	1610	2510	3880	4810	5880	7170	8720			
	0.8	0.55	300	480	760	1200	1870	2890	3580	4370	5330	6470	7870		
	1.0	0.75	250	400	630	990	1540	2380	2960	3610	4410	5360	6520		
	1.5	1.1	190	310	480	770	1200	1870	2320	2850	3500	4280	5240		
	2.0	1.5	150	250	390	620	970	1530	1910	2360	2930	3620	4480		
	3.0	2.2	120	190	300	470	750	1190	1490	1850	2320	2890	3610		
	5.0	3.7	0	0	180	280	450	710	890	1110	1390	1740	2170	2680	
	7.5	5.5	0	0	0	200	310	490	610	750	930	1140	1410	1720	
	10.0	7.5	0	0	0	0	250	390	490	600	750	930	1160	1430	1760
	15.0	11	0	0	0	0	170	270	340	430	530	660	820	1020	1260

THREE PHASE 230 V (DOL) CABLE SELECTION CHART

Motor Rating		60° C Insulation - AWG Copper Wire Size													MCM Copper Wire Size				
HP	KW	14	12	10	8	6	4	3	2	1	0	0	0	0	250	300	350	400	500
1/2	0.37	930	1490	2350	3700	5760	8910												
3/4	0.55	670	1080	1700	2580	4190	6490	8060	9860										
1	0.75	560	910	1430	2260	3520	5460	6780	8290										
1 1/2	1.1	420	670	1060	1670	2610	4050	5030	6160	7530	9170								
2	1.5	320	510	810	1280	2010	3130	3890	4770	5860	7170	8780							
3	2.2	240	390	620	990	1540	2400	2980	3660	4480	5470	6690	8020	9680					
5	3.7	140	230	370	590	920	1430	1790	2190	2690	3290	4030	4850	5870	6650	7560	8460	9220	
7 1/2	5.5	0	160	260	420	650	1020	1270	1560	1920	2340	2870	3440	4160	4710	5340	5970	6500	7510
10	7.5	0	0	190	310	490	760	950	1170	1440	1760	2160	2610	3160	3590	4100	4600	5020	5840
15	11	0	0	0	210	330	520	650	800	980	1200	1470	1780	2150	2440	2780	3110	3400	3940
20	15	0	0	0	0	250	400	500	610	760	930	1140	1380	1680	1910	2180	2450	2680	3120
25	19	0	0	0	0	0	320	400	500	610	750	920	1120	1360	1540	1760	1980	2160	2520
30	22	0	0	0	0	0	260	330	410	510	620	760	930	1130	1280	1470	1650	1800	2110

MOTOR LEAD DIMENSIONS

SUBMERSIBLE MOTORS			
Material	CI, SS 304/316	Rating	0.5 HP -25 HP
Type	Rewindable MTSF	Thrust Rating	45000 N

S.NO.	CODE	MOTOR SIZE	MOTOR TYPE	MOTOR RATING (HP)	Default Lead Length (feet)	Lead Cross section (AWG)
1	9000008280	4" (230V)	PREMIUM	0.5	5.5 feet	15 AWG
2	9000008281			0.75	5.5 feet	15 AWG
3	9000008282			1	5.5 feet	15 AWG
4	9000008283			1.5	5.5 feet	15 AWG
5	9000008284			2	5.5 feet	15 AWG
6	9000013741			3	5.5 feet	15 AWG
7	9000008313			5	10 feet	15 AWG
8	9000008315			7.5	10 feet	15 AWG

S.NO.	CODE	MOTOR SIZE	MOTOR TYPE	MOTOR RATING (HP)	Default Lead Length (feet)	Lead Cross section (AWG)
1	9000008274	4" (460V)	PREMIUM	0.5	5.5 feet	15 AWG
2	9000008275			0.75	5.5 feet	15 AWG
3	9000008276			1	5.5 feet	15 AWG
4	9000008277			1.5	5.5 feet	15 AWG
5	9000008278			2	5.5 feet	15 AWG
6	9000013738			3	5.5 feet	15 AWG
7	9000008307			5	10 feet	15 AWG
8	9000008309			7.5	10 feet	15 AWG
9	9000008310			10	10 feet	15 AWG

S.NO.	CODE	MOTOR SIZE	MOTOR TYPE	MOTOR RATING (HP)	Default Lead Length (feet)	Lead Cross section (AWG)
1	9000028445	6" (230V)	PREMIUM	5	13 feet	11 AWG
2	9000028446			7.5	13 feet	11 AWG
3	9000028447			10	13 feet	11 AWG
5	9000028449			15	13 feet	11 AWG
6	9000028450			20	13 feet	11 AWG
7	9000028451			25	13 feet	11 AWG

S.NO.	CODE	MOTOR SIZE	MOTOR TYPE	MOTOR RATING (HP)	Default Lead Length (feet)	Lead Cross section (AWG)
1	9000028338	6" (460V)	PREMIUM	5	13 feet	11 AWG
2	9000028339			7.5	13 feet	11 AWG
3	9000028340			10	13 feet	11 AWG
5	9000028341			15	13 feet	11 AWG
6	9000028342			20	13 feet	11 AWG
7	9000028343			25	13 feet	11 AWG

MOTOR LEAD DIMENSIONS

SUBMERSIBLE MOTORS			
Material	CI, SS 304/316	Rating	5 HP -252 HP
Type	Rewindable MTSF	Thrust Rating	45000 N

S.NO.	CODE	MOTOR SIZE	MOTOR TYPE	MOTOR RATING (HP)	Default Lead Length (feet)	Lead Cross section (AWG)
1	9000018717	6" (230V)	MTSF (DOL)	5	13 feet	11 AWG
2	9000018718			7.5	13 feet	11 AWG
3	9000018719			10	13 feet	11 AWG
4	9000018721			15	13 feet	11 AWG
5	9000018723			20	13 feet	9 AWG
6	9000018724			25	13 feet	9 AWG
7	9000018725			30	13 feet	9 AWG

S.NO.	CODE	MOTOR SIZE	MOTOR TYPE	MOTOR RATING (HP)	Default Lead Length (feet)	Lead Cross section (AWG)
1	9000018885	6" (460V)	MTSF (DOL)	7.5	13 feet	13 AWG
2	9000018886			10	13 feet	13 AWG
3	9000018888			15	13 feet	13 AWG
4	9000018890			20	13 feet	11 AWG
5	9000018891			25	13 feet	11 AWG
6	9000018892			30	13 feet	11 AWG
7	9000018894			40	13 feet	9 AWG

S.NO.	CODE	MOTOR SIZE	MOTOR TYPE	MOTOR RATING (HP)	Default Lead Length (feet)	Lead Cross section (AWG)
1	9000028307	8" (460V)	MTSF (DOL)	40	20 feet	7 AWG
2	9000028308			50	20 feet	7 AWG
3	9000028309			60	20 feet	7 AWG
4	9000028311			75	20 feet	5 AWG
5	9000028315			100	20 feet	3 AWG
6	9000028317			125	20 feet	3 AWG

S.NO.	CODE	MOTOR SIZE	MOTOR TYPE	MOTOR RATING (HP)	Default Lead Length (feet)	Lead Cross section (AWG)
1	9000028319	10" (460V)	MTSF (DOL)	150	20 feet	2 AWG
2	9000028320			177	20 feet	0 AWG
3	9000028321			204	20 feet	0 AWG
4	9000028322			252	20 feet	0 AWG

CABLE SELECTION CHART

SUBMERSIBLE MOTORS			
Material	CI, SS 304/316	Rating	5 HP -200 HP
Type	Rewindable MTSF	Thrust Rating	45000 N

THREE PHASE (DOL) CABLE SELECTION CHART

Motor Rating			60°C Insulation AWG Copper Wire Size													MCM Copper Wire Size				
Volts	HP	kW	14	12	10	8	6	4	3	2	1	0	00	000	0000	250	300	350	400	500
230V 60 Hz Three Phase	5	3.7	121	196	318	508	797	1236	1547	1894	2327	2846	3487	4197	5081	5756	0	0	0	0
	7 1/2	5.5	87	139	225	364	560	883	1097	1351	1663	2027	2483	2979	3603	4076	4625	5167	5629	0
	10	7.5	64	104	162	266	421	658	820	1010	1247	1524	1871	2258	2737	3106	3551	3984	4348	5058
	15	11	0	0	110	179	283	450	560	693	849	1039	1270	1542	1859	2113	2408	2691	2945	3412
	20	15	0	0	81	133	214	346	433	525	658	803	987	1195	1455	1651	1888	2119	2321	2702
	25	18.5	0	0	0	110	173	277	346	433	525	647	797	970	1178	1334	1524	1715	1871	2182
460V 60 Hz Three Phase	30	22	0	0	0	87	139	225	283	352	439	537	658	803	976	1109	1270	1426	1559	1824
	5	3.7	508	820	1299	2044	3204	4977	0	0	0	0	0	0	0	0	0	0	0	0
	7 1/2	5.5	364	589	924	1461	2286	3551	4417	5421	0	0	0	0	0	0	0	0	0	0
	10	7.5	266	433	681	1080	1697	2639	3291	4053	4977	0	0	0	0	0	0	0	0	0
	15	11	179	294	468	733	1161	1807	2252	2771	3401	4163	5110	0	0	0	0	0	0	0
	20	15	133	219	352	560	889	1391	1732	2136	2633	3227	3967	4786	0	0	0	0	0	0
	25	18.5	110	179	283	456	716	1126	1403	1721	2119	2604	3204	3868	4700	0	0	0	0	0
	30	22	0	144	237	370	589	924	1149	1420	1755	2154	2650	3204	3897	4440	5075	0	0	0
	40	30	0	0	173	277	433	681	849	1045	1288	1582	1946	2344	2846	3227	3678	0	0	0
	50	37	0	0	0	214	341	554	693	849	1045	1282	1565	1894	2292	2604	2962	3314	3620	4197
	60	45	0	0	0	185	289	468	577	716	883	1080	1334	1599	1940	2200	2500	2806	3066	3551
	75	55	0	0	0	0	242	381	468	589	727	889	1091	1316	1599	1819	2079	2338	2552	2979
	100	75	0	0	0	0	0	289	352	439	537	658	814	976	1195	1351	1547	1738	1894	2206
	125	90	0	0	0	0	0	0	271	341	421	508	641	768	866	1057	1201	1351	1472	1697
	150	110	0	0	0	0	0	0	0	294	364	445	548	658	797	906	1033	1155	1259	1461
	175	130	0	0	0	0	0	0	0	0	318	393	479	577	693	803	912	1028	1126	1311
	200	150	0	0	0	0	0	0	0	0	0	341	421	508	618	699	797	895	976	1137



India : Toll Free No. 1800 103 5555

Other Countries : +91-7292 410500

SHAKTI PUMPS (INDIA) LIMITED

Plot No. 401, 402, & 413, Industrial Area, Sector - 3, Pithampur - 454774,
Dist. - Dhar, (M.P.) - INDIA, Fax: +91-7292 410645, E-mail: info@shaktipumps.com,
sales@shaktipumps.com, Visit us at : www.shaktipumps.com

Oct./2019/R1

Oct./2019-20/L1/0000

SAP No. 2900000918